

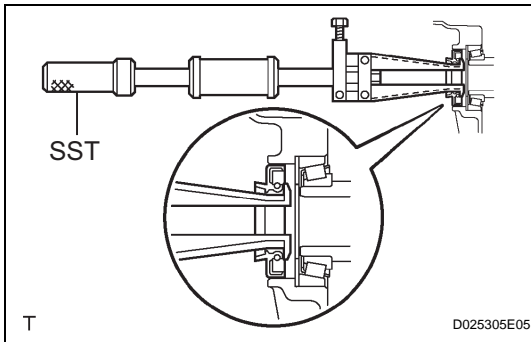
# DIFFERENTIAL OIL SEAL

## REPLACEMENT

1. **DRAIN MANUAL TRANSAXLE OIL**
  - (a) Remove the filler plug and gasket.
  - (b) Remove the drain plug and gasket, and drain the manual transaxle oil.
  - (c) Install a new gasket and the drain plug.  
Torque: 39 N\*m (400 kgf\*cm, 29 ft.\*lbf)
2. **REMOVE FRONT WHEEL**
3. **REMOVE ENGINE UNDER COVER LH**
4. **REMOVE ENGINE UNDER COVER RH**
5. **REMOVE FRONT DRIVE SHAFT ASSEMBLY LH**
  - (a) Remove the front drive shaft (see page DS-4).
6. **REMOVE FRONT DRIVE SHAFT ASSEMBLY RH**  
HINT:  
Remove the RH side by the same procedures as the LH side.

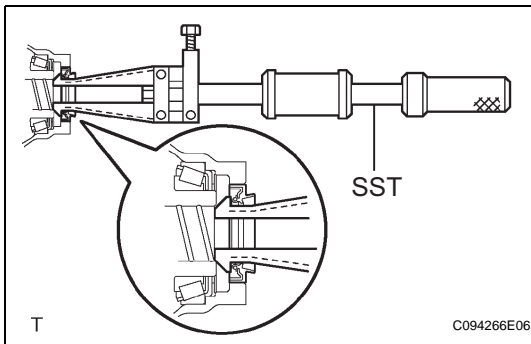
7. **REMOVE TRANSMISSION CASE OIL SEAL**

- (a) Using SST, tap out the oil seal.  
**SST 09308-00010**



8. **REMOVE TRANSAXLE CASE OIL SEAL**

- (a) Using SST, tap out the oil seal.  
**SST 09308-00010**



9. **INSTALL TRANSMISSION CASE OIL SEAL**

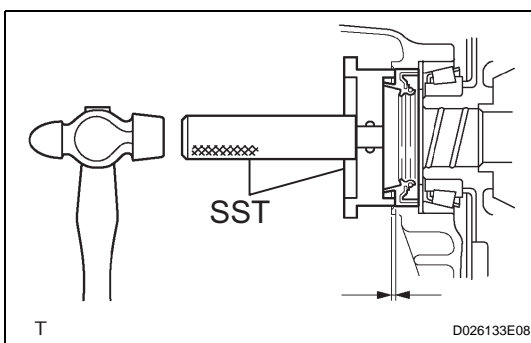
- (a) Coat the lip of a new oil seal with MP grease.
- (b) Using SST and a hammer, tap in the new oil seal.  
**SST 09726-36010, 09950-70010 (09951-07200)**

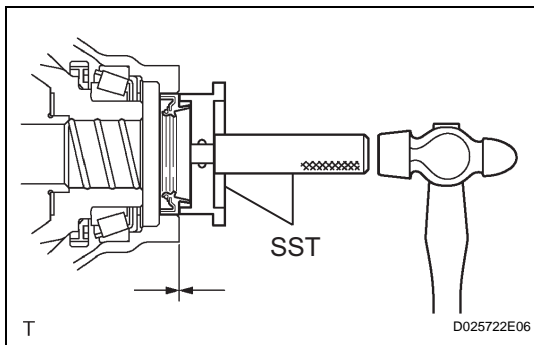
**Standard depth:**

**2.4 +-0.3 mm (0.095 +-0.012 in.)**

**NOTICE:**

**Be careful not to damage the lip of the oil seal.**



**10. INSTALL FRONT TRANSAXLE CASE OIL SEAL**

- (a) Coat the lip of a new oil seal with MP grease.
- (b) Using SST and a hammer, tap in the new oil seal.  
**SST 09710-20011 (09710-06071), 09950-70010 (09951-07200)**

**Standard depth:**

**1.9 +0.3 mm (0.075 +0.012 in.)**

**NOTICE:**

**Be careful not to damage the lip of the oil seal.**

**11. INSTALL FRONT DRIVE SHAFT ASSEMBLY LH**

- (a) Install the front drive shaft (see page [DS-13](#)).

**12. INSTALL FRONT DRIVE SHAFT ASSEMBLY RH**

**HINT:**

Install the RH side by the same procedures as the LH side.

**13. INSTALL FRONT AXLE ASSEMBLY LH**

- (a) Install the front axle (see page [AH-9](#)).

**14. INSTALL FRONT AXLE ASSEMBLY RH**

**HINT:**

Install the RH side by the same procedures as the LH side.

**15. INSTALL FRONT WHEEL**

**Torque: 103 N\*m (1,050 kgf\*cm, 76 ft.\*lbf)**

**16. ADD MANUAL TRANSAXLE OIL**

**Oil grade:**

**API GL-4 or GL-5**

**Viscosity:**

**SAE 75W-90**

**Standard capacity:**

**1.9 liters (2.0 US qts, 1.7 Imp. qts)**

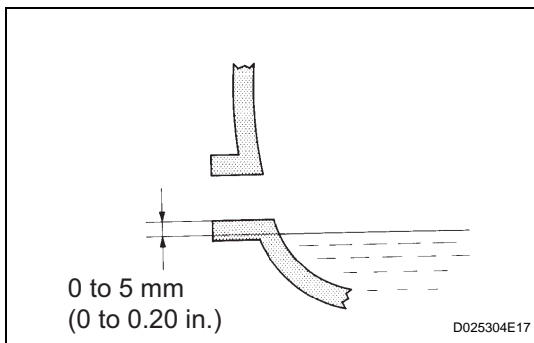
**Torque: 39 N\*m (400 kgf\*cm, 29 ft.\*lbf)**

**17. CHECK MANUAL TRANSAXLE OIL (See page [MX-2](#))****18. CHECK FRONT WHEEL ALIGNMENT**

- (a) Check the front wheel alignment (see page [DS-13](#)).

**19. CHECK ABS SPEED SENSOR SIGNAL**

- (a) Check the sensor signal (see page [RS-18](#)).



0 to 5 mm  
(0 to 0.20 in.)

D025304E17